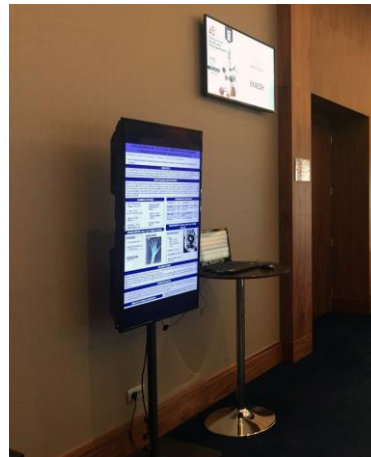


E-POSTERS (Vertical Orientation)



GENERAL NOTES

E-posters provide great flexibility and ease of design. As their presentation is done on screens and not through a projector, their preparation differs from a presentation in a room. For this reason, be sure to take full advantage of the new system and avoid either a page with too much detail or a page that is simplistic with little information.

DESIGN - PREPARATION

The e-posters are displayed on screens with full HD (High Definition) resolution of 1080 * 1920 pixels, with a 16: 9 widescreen ratio. The diagonal of the screens is 50" inches, and this allows us to view presentations in frames up to 110 * 62 cm.

The poster should be in PowerPoint format and not in pdf, so that the file can be edited if needed.

The orientation of the page must be vertical with dimensions 28.575cm (11.25 in) width x 50.8 cm height (20 in)

Required Settings:

- MS Office 2013-2016: On the Design tab, in the Slide Size option, select Custom slide Size and select Portrait. [Figure 1.1]
- Other Office versions: On the Design tab, select slide size - Custom slide size, On-screen Show (16: 9) and Orientation -> Portrait. [Figure 1.2]

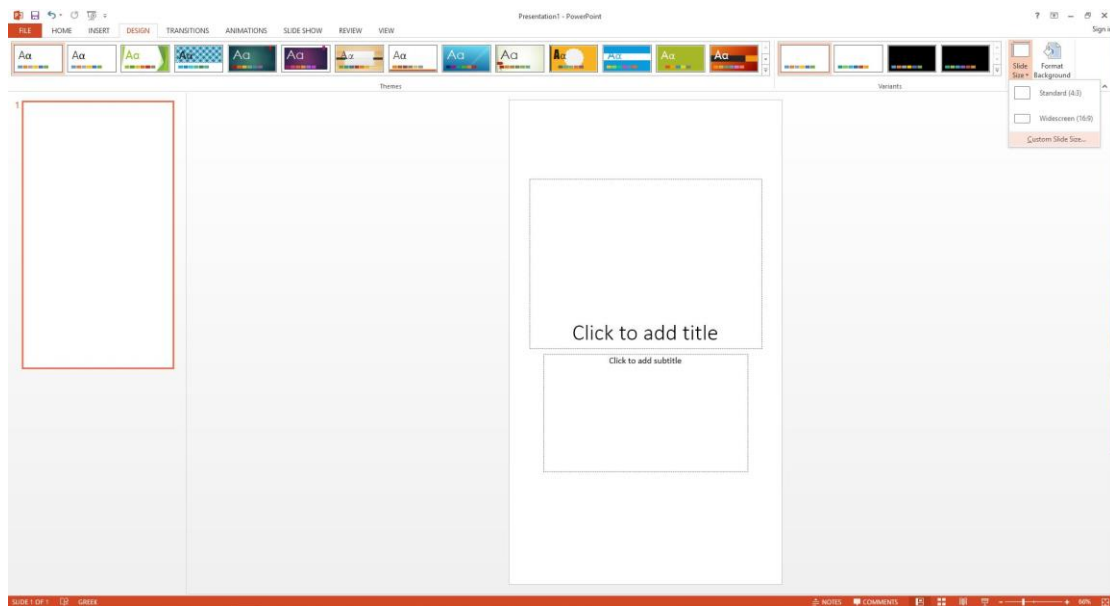


Figure 1.1

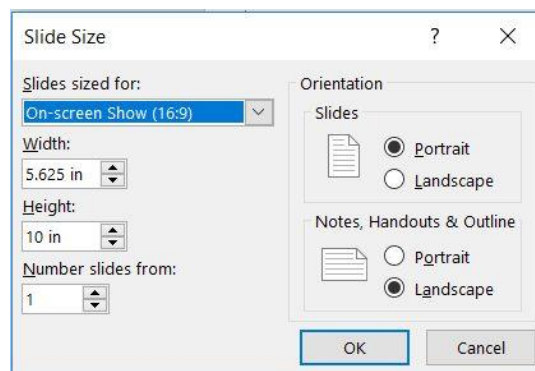


Figure 1.2



VDL – VIDALI BROS GTP

www.vdl.gr e-mail: info@vdl.gr

Athens Office: +30.2102222152

Thessaloniki Office +30.2311242335

STRUCTURE AND CONTENT:

- The poster consists of 1 page
- Prefer clean background-font combinations
- Recommended text fonts: Arial, Times New Roman, Tahoma, Verdana
- Recommended minimum text size: 24 (20 for bibliographic references)
- For embedded images, use .jpeg or .png format at 72 or 96 dpi and size appropriate for the poster (this will achieve a good combination of high-quality image with low file size). Avoid .tiff and .bmp images as they have a large file size
- Avoid video, animations, or audio clips as they cannot be played/viewed

The content of the poster is based on the structure of the summary submitted – always following the instructions of the Scientific Committee of the conference